



WORLD VISION KENYA ANNUAL REPORT

2019



Lives can change for good.

wvi.org/kenya

This Annual Report provides an overview of the work of World Vision Kenya, from October 2018 to September 2019.

All rights reserved. No portion of this publication may be reproduced in any form, except for brief excerpts in reviews, without prior permission of the publisher. For more information about this publication please contact ww_kenya@wvi.org/kenya.

© World Vision Kenya

Front cover photo – Children enjoying their new Early Childhood Development (ECD) classroom that was constructed with funds from World Vision in Nyamusi, Kenya.

Editors: May Ondeng, Sarah Ooko, Susan Otieno
Irene Sinoya & Ronald Ngetich.

Layout & Design: Allan Wekesa



Children deserve to lead healthy and happy lives. Photo / World Vision

CONTENTS

Foreword from the Board Chair	04
Message from the National Director	05
Who We Are	06
Financial Year 2019 At a Glance	07
Our Strategy	08
Our Presence	09
Improving Livelihoods and Resilience	13
Improving Child and Maternal Health	17
Improving Water Access, Sanitation and Hygiene (WASH)	21
Enhancing Protection and Education	25
#ItTakesUsAllKE - Ending Violence Against Children Campaign	29
Disaster Management	31
Faith and Development	33
Child Sponsorship	35
Financial Summary	36
VisionFund Kenya	40
Funding Partners	41
Management and Governance	42

FOREWORD

From the Board Chair

Dear partners, supporters and colleagues,



The Financial Year 2019 was a busy time for the board, with several transitions, capacity building opportunities and reflection as we approach the end of the FY16-20 strategic phase.

The Regionalization of the Internal Audit function within the World Vision Partnership expanded the skills and expertise open to the board, while seeking assurance on the efficiency and effectiveness of internal controls such as information technology audits and investigations.

During the period, the Board managed several senior leadership transitions, to ensure the ministry functions continued seamlessly. We are grateful to God for the grace that carried us through this phase.

We were delighted to welcome Ms. Lilian Dodzo, as the incoming National Director. Lilian brings with her over 15 years of experience in international development planning and management and we are confident that she will continue and strengthen our promise to enable children and their families and communities to build a better future for themselves.

During the year, the board approved the Risk Appetite Statement of the organisation with key risk indicators

for monitoring performance.

In addition, the Board leveraged on technology and commissioned a new software for risk management and a board portal to enhance the effectiveness of risk management and board processes.

As the board, we are cognizant of the fact that we are now in the last year of the FY 16 -20 strategic phase. We look forward to the outcome of the impact evaluation findings as we take stock of all the contributions made to improve the well-being of children and their communities in Kenya for the past five years.

We also look forward to launching the FY 21-25 strategy later in the year, which will see World Vision seeking to deepen its impact to vulnerable children and their communities by expanding our reach into the fragile contexts.

If we are to make a meaningful impact on the lives of vulnerable children and their communities, we will all have to join hands. Nothing is too small. World Vision is calling on all Kenyans of good will, individuals, corporates and foundations to rally around this noble cause.

Support World Vision's local

resource development initiative to enhance Sponsorship, Education, Water and Sanitation, Health and Emergency Relief for the vulnerable communities we serve.

We are grateful for the valuable contributions of our donors, sponsors, partners and the commitment of our staff to improve the well-being of children in the areas where World Vision serves.

Roseanne Mugo – Ogonji
Board Chair,
World Vision Kenya

ACKNOWLEDGEMENT

From the National Director

Dear partners, supporters and colleagues,



In spite of the humanitarian crisis that coloured much of the financial year; ranging from floods to severe droughts affecting our Programme areas coupled with several leadership transitions evidenced in FY 19, World Vision Kenya remained resilient and committed to the cause of impacting the lives of 14 million children through policy influence and 2.5 million children directly.

As we await the results of the impact evaluation report for this strategic phase, I am confident that not only will we reach the goal, but we are likely to surpass this target. This would not have been possible without the support of our Board, donors, institutional and private partners, individuals and the dedicated staff who are daily in the frontlines representing the organization.

During the year, World Vision Kenya in collaboration with the East Africa Regional Office and World Vision Somalia facilitated the first ever vendors' forum where the Senior Leadership Team took time to engage our suppliers on Who We Are, our business values and the opportunity to partner in giving back to society through the National Resource Development initiative.

In 2019, the World Vision Partnership launched a new initiative for sponsorship recruitment with World Vision Kenya being one of the pilot countries. As a result of this initiative named Chosen™, we have seen an increase in the number of sponsors paving way towards greater impact in the lives of the most vulnerable children.

I am grateful to God for the opportunity granted to me to serve and be a part of this great vision.

Lilian Dodzo

Lilian Dodzo
National Director,
World Vision Kenya

Good health is an essential foundation of children's lives.

Photo / World Vision

WHO WE ARE

World Vision is an international Christian relief, development and advocacy organization dedicated to working with children, families and communities to overcome poverty and injustice.

We work alongside families and with local, national, and global partners, helping children take an active role with their families in building lives free of need and full of promise. We speak the truth against injustice, and continuously challenge ourselves and others to do our utmost for those we serve.

World Vision has been working in Kenya since 1974, with our basic model being the Area Programme (AP), which addresses context specific issues within a geographically defined community.

OUR ASPIRATION is to help ensure girls and boys

- Enjoy Good health,
- Are educated for life,
- Experience the love of God and their neighbors
- Are cared for, protected and participate in improving their lives.

OUR VISION

Our vision for every child, life in all its fullness; Our prayer for every heart, the will to make it so.

OUR MISSION

World Vision is an international partnership of Christians, whose mission is to follow our Lord and Saviour Jesus Christ, in working with the poor and oppressed to promote human transformation, seek justice and bear witness to the good news of the kingdom of God.

CORE VALUES

- We are Christian
- We value people
- We are partners
- We are committed to the poor
- We are stewards
- We are responsive



Our Prayer for every heart, the will to make it so. Photo / World Vision

FY19 AT A GLANCE

CHILDREN DIRECTLY BENEFITTED
1,922,272



TOTAL FUNDS INVESTED
KES 7,299,833,914



CHILDREN REGISTERED FOR SPONSORSHIP
125,893



TOTAL NUMBER OF DIRECT BENEFICIARIES
1,922,272
CHILDREN AND
878,680
ADULTS



COUNTIES WE WORKED IN



STAFF
750



OUR STRATEGY 2016-2020

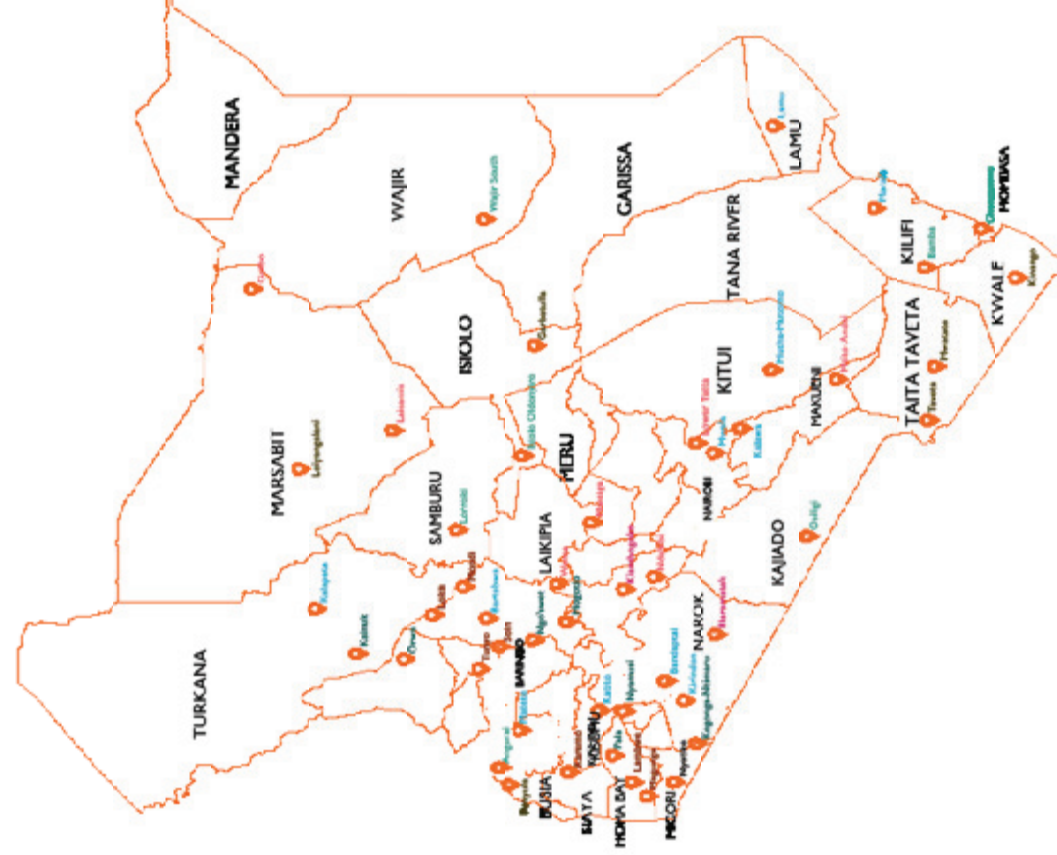
GOAL BY 2020 WORLD VISION KENYA WILL CONTRIBUTE TO INCREASED PROTECTION, PARTICIPATION AND WELL-BEING OF 2.6 MILLION VULNERABLE CHILDREN AND 14 MILLION THROUGH POLICY INFLUENCE



ORGANIZATIONAL EFFECTIVENESS: SUSTAINED EVIDENCE BASED QUALITY PROGRAMMING, ENGAGED AND MOTIVATED STAFF FOR CONTINUOUS PERFORMANCE IMPROVEMENT, EMBEDDED EMPLOYEE COST SAVING CULTURE & DISTINCTIVE RESOURCE GROWTH FOR MINISTRY (SEED)

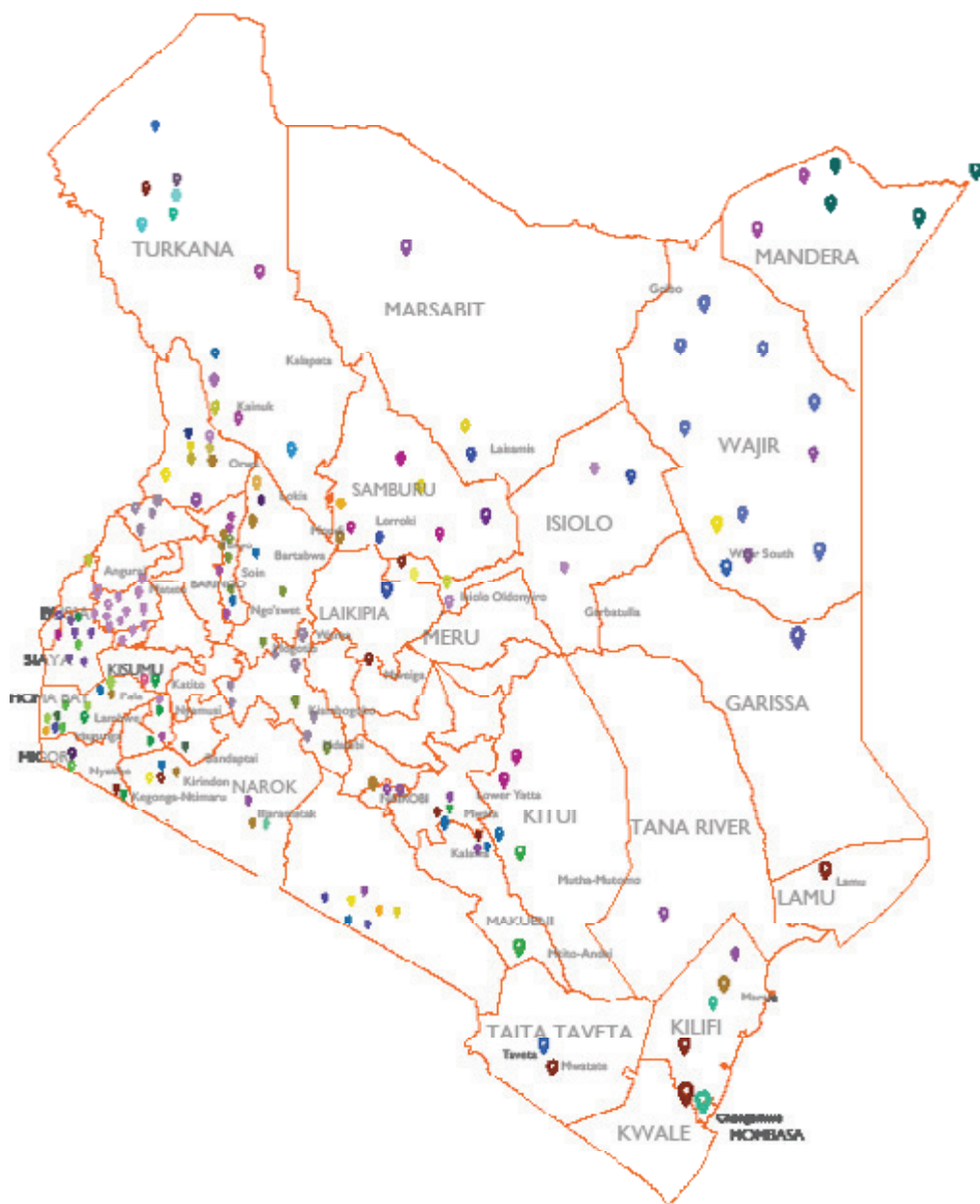


OUR PRESENCE



- | | |
|--|--|
| <p>Lake Region</p> <ul style="list-style-type: none"> Funyula - Busia County Matete - Kakamega County Angurai - Busia County Karemo - Siaya County Katito - Kisumu County Nyamusi - Nyamira County Pala, Lambwe & Magunga - Homabay County Kegonga-Ntimaru & Nyatike - Migori County Bandaptai - Bomet County Kirindon & Illaramatak - Narok County | <p>Southern Region</p> <ul style="list-style-type: none"> Changamwe - Mombasa County Marafa & Bamba - Kilifi County Lamu - Lamu County Mwatate & Taveta - Taita Taveta County Kalawa & Mito Andei - Makueni County Osiligi - Kajiado County Kinango - Kwale County |
| <p>Northern Region</p> <ul style="list-style-type: none"> Kiambogoko & Wema - Nakuru County Lokis, Mogotio, Bartabwa & Mondri - Baringo County Tunyo, Soin & Ngoswet - Elgeyo Marakwet County Kainuk & Kalapata - Turkana County Orwa - West Pokot County | <p>Eastern Region</p> <ul style="list-style-type: none"> Wajir-South - Wajir County GarbaTulla & Isiolo - Isiolo County Golbo & Laisamis - Marsabit County Lorroki - Samburu County Mutha-Mutumomo - Kitui County Lower-Yatta & Mwala - Machakos County |

WORLD VISION GRANT PROJECTS



World Vision Kenya is a valued and trusted partner of governments, foundations, multi-laterals, corporations and other organisations striving to tackle the root causes of poverty. We aspire to the highest level of best practice and accountability in all that we do.

1. BORESHA (*Building Opportunities for Resilience in the Horn of Africa*)
2. IMARA (*Integrated Management of Natural Resources for Resilience in ASALS*)
3. UNICEF Bring Back Out of School Children (BBOOSC)
4. Kenya RAPID (*Resilient Lands Partnership for Integrated Development*)
5. HTSP/FP Project (*Healthy Timing and Spacing of Pregnancy/Family Planning*)
6. FONSAREP (*Laisamis Food & Nutrition Security and Resilience Enhancement Project*)
7. Global Fund_TB
8. GF_Malaria
9. Global Fund_HIV
10. YEP (*Youth Empowerment Project*)
11. Likimati Panasonic Off Grid
12. Integrated Fish Farming and Horticulture
13. Ever Green Regreening Africa Project
14. Maternal Child Nutrition Project II
15. BEEP (*Bandaptai Economic Empowerment Project*)
16. Ilaramatak Mother to Mother Support Project
17. Girl Child Education
18. Karemo CREAET Projects
19. TWIP (*Turkana West Intergrated WASH Program*)
20. Turkana South WASH and Livelihoods
21. ENRICH (*Enhancing Nutrition Services to Improve Maternal Child Health*)
22. CORE Polio
23. CRIFSUP (*Central Rift FMNR Scale up Project*)
24. Kakuma General Food Distribution
25. Kakuma Empowering children as peace builders
26. Lokis Girl Child promotion Project
27. Kakuma Refugee Rights CVA project
28. Roysambu Youth Livelihoods
29. Scalling up 8+
30. Daadab Refugee Program
31. Changamwe Youth Livelihood project
32. Osiligi Baby Wash
33. Osiligi Intergrated WASH
34. Osiligi WASH infrastructure Improvement
35. OFDA Integrated Emergency Relief Assistance
36. UNFPA Gender Equality and Women Empowerment
37. ELO-Transformed Church to Transformed Community
38. DRYDEV - (*Drylands Development Programme; Enhancing Food Security in Eastern*)
39. UNFPA Accelerating the Abandonment of Female Genital Mutilation
40. Marafa Integrated livelihood and Economic Development project
41. KIWI Basefund
42. ECHO Emergency Response (*European Civil Protection and Humanitarian Aid Operations*)
43. Parkuruk Primary Education and WASH Project
44. Noloroi Primary Education and WASH Project
45. PFIZER Timely Spacing and Immunization
46. Kenya Safe Water Proctor & Gamble grant
47. Bill and Melinda Gates Foundation
48. Kakuma ECap Project
49. Samburu Integrated ECD project
50. Every Last One-Child Protection
51. Turkana Nutrition Project
52. Sook Anti FGM project
53. Sook WASH Grant
54. Baringo Nutrition
55. LTK (*Learning Tool Kit*)-Concordia
56. Maasai Girl Child
57. Miya Ngima Children, Adolescents and Young Women Project
58. Koyombe Integrated ECD and Education Centre
59. HIV & AIDS Project-PHPA (*Preventing HIV through protecting adolescents from violence*)
60. WEconomy



Innovative Climate Smart Agricultural technologies, are enabling communities to enjoy food secure and meet their nutritional needs. Photo / World Vision

IMPROVING LIVELIHOOD AND RESILIENCE

World Vision's Livelihood and Resilience Programme in Kenya seeks to improve livelihoods and resilience for youth, households and communities, so that parents or caregivers are able to provide well for their children, whilst ensuring that they are well nourished.

We achieve this through economic empowerment for households and youth, as well as creating market opportunities through promotion and development of local value chains.

The Livelihood and Resilience programme also focuses on climate smart agriculture by leading households to participate in sustainable land management practices, management of conflict sensitive water and environmental resources that ultimately contribute to sustained production for children's nutrition and well-being.

The models and approaches used in this programme include:

Empowered World View, Savings for transformation, Ultra Poor Graduation, Building Secure livelihoods, Farmer Managed Natural Regeneration (FMNR), Integrated Food and Nutrition Approach, Local Value Chain Development, Climate Smart Agriculture, Entrepreneurship trainings and business incubation for Youth.



Vertical bag gardening enables farmers to enjoy bumper harvests while utilising minimal land and conserving water. Photo / World Vision

PROGRESS ON INTERVENTIONS

Progress on interventions to enable caregivers provide well for their children	Number of Households		
	FY17	FY18	FY19
Households enabled to access sufficient food	6,582	6,635	10,702
Households adopting nutrition sensitive practices	1,578	2,390	5,844
Households adopting recommended post-harvest management practices / technologies	11,340	12,782	22,585
Households adopting climate smart agricultural technologies	5,538	8,196	24,941
Farmers enabled to utilize LVCD and currently engaged in atleast one selected value chain	3,546	4,514	17,480
Producer groups who have sold collectively a value added product	371	1,602	858
Savings groups that were enabled to function	485	535	421
Youth involved in starting small businesses	3,138	4,128	3,749
Community members participating in peace building and conflict resolution activities	550	3,306	11,191

KEY ACHIEVEMENTS



Livelihood and Resilience Programmes implemented in **27 counties**



487,035 children (224,418 boys, 262,617 girls) directly benefited



120,321 farmers enabled to tap into local value chain development of honey, mango, fish, milk, orange flesh sweet potatoes, poultry, bananas, beans, green grams, cassava, pineapples and tomatoes



Over **24,900 households** participated in sustainable land management practices that integrated peace and conflict resolutions and land restoration models including Farmer Managed Natural Regeneration (FMNR)



Women tapping barks of acacia trees to harvest gum and resins that are of immense economic value to communities in Laisamis, Marsabit County. Photo / World Vision



Gums and resins are good sources of alternative income for pastoralist families in arid and semi-arid areas. They are used in the textile, drug and candy industries. Photo / World Vision



22,585 households adopted recommended post-harvest practices minimising loss of harvests while enhancing quality of food produced



Over **9,000 acres of land** was reclaimed and over **177,090 trees** planted where World Vision worked



2,807 Savings for Transformation groups enabled to function effectively, saving a total of **USD 1,505,735**



Collective sales from Local Value Chain Development amounting to **USD 158,510**

Supporting Diversified Livelihoods to Mitigate the Effects of Climate Change

World Vision through its IMARA programme, seeks to increase the resilience of marginalised communities towards climate change-related shocks, by supporting them to embrace alternative livelihoods.

To this effect, the organisation supported residents of Marsabit County to revive the value chain for the gums and resins economic activity that they had been struggling with for a long time.

Gums and resins are natural substances that are released by trees prevalent in arid and semi-arid areas. They are usually collected by tapping, picking, or cutting selected parts of trees.

Since they enjoy a ready market, the gums and resins are good sources of alternative income for families in dry areas like Marsabit. The products are used primarily as adhesives and

also for printing and finishing textiles, as well as in the candy and drugs industry.

Through the support of World Vision, community groups were able to structure and institutionalise local markets through the rejuvenation of the Laisamis Gums and Resins Co-operative that had been dormant for over 7 years. The revival of the Co-operative in 2019 was aimed at establishing community-owned formal institutions to facilitate effective marketing of gums and resins, as well as access to business development services.

With support from World Vision, its membership rose from 8 to 366. In addition, the cash collection from registered members, as well as the share capital contributions rose to 245,000 Kenya Shillings - six months after the institution's Annual General Meeting.

The price of gums and resins products also increased through enhanced awareness creation of their significance and market systems strengthening.

"Our herds of livestock are now far away in the neighbouring county looking for pastures, but our children are not starving, because we are getting some money from selling these gums," says Sakalbo, a member of the Marsabit community.

Strengthening of co-operatives is a channel for families to achieve economic sustainability. It gives communities a strong bargaining power over market prices and enables them to increase the volumes of their stock or products such as gum and resins.



Good health and nutrition improves the well-being of children. Photo / World Vision

IMPROVING CHILD AND MATERNAL HEALTH

World Vision's Health Programme in Kenya seeks to improve the health status of children and their families in Kenya so that children can be well nourished and protected from infection, diseases and injury.

We contribute to the improvement of the health status of children and their families by strengthening the capacity of health systems to promote quality Maternal Child Health and to improve the nutritional status of children under five years and pregnant or lactating mothers.

Mother Support Groups, Prevention of Mother to Child Transmission (PMTCT) and Problem Management plus (PM+).

The Health Programme also focuses on enhancing coverage and uptake of immunisation services by all children and increasing awareness of and access to reproductive health services.

The models and approaches used in this programme include:

Community Health Committee and Community Health Volunteers (COMM & CHV) which is aligned to community strategy in Kenya, Timed and targeted Counseling (ttC), Channels of Hope, Positive deviance Hearth, Community management of Acute Malnutrition integrating Surge model, Citizen Voices and Action (CVA), Community Baby Friendly Initiative, Maternal Infant and Young Child Nutrition using Care group and Mother to



Children are our future. Photo / World Vision

PROGRESS ON INTERVENTIONS

Progress on interventions to promote quality Maternal Child Health and improve nutritional status of children under five years and pregnant/lactating mothers

	Number of Households		
	FY17	FY18	FY19
Women reached with maternal child health services (immunization, nutrition and family planning)	47,551	158,310	59,523
Children aged up to 12 months who received age appropriate immunization according to national standards	22,818	29,781	24,153
Women enabled to access ante-natal Check up	49,843	59,110	6,312
Expectant women offered and accepted counselling and testing for HIV and received their test results	1,969	6,882	4,254
Child health workers supported to provide timed and targeted counselling services	485	2,038	245
Expectant women who were offered and accepted counselling & testing for HIV and received their test results	5,385	6,882	4,254
Health facilities with improved services based on community scorecard	917	2,115	6



Health Programmes implemented in **19 counties**



4,254 expectant women who were offered counselling and HIV testing accepted the services and received their results



6,312 women were empowered to access antenatal care check-ups



35 Citizen Voices and Action (CVA) groups were supported and contributed to the improvement of **7 health facilities**



286,895 children were reached with health and nutrition interventions



24,153 children aged up to 12 months received age appropriate immunisation according to national standards

The Wonders of Exclusive Breastfeeding

Pastor Willy and Irene Cheboi have two children - Jemimah aged 2 years and Irene aged 11 years. Unlike her older sister, Jemimah benefitted from exclusive breastfeeding, a balanced diet and good parenting – from both parents - supported by the guidance of trained healthcare professionals.

“With Jemimah, we see the fruits. She is rarely sick and we continue to give her a balanced diet,” says Irene. In their culture, male participation in maternal, newborn and child health has long been discouraged. But through training by World Vision, Pastor Willy developed the tools to challenge the long-held community belief that the responsibility of caring for a newborn child rests solely on the mother.

As a result, transformation is happening in the community.



Exclusive breast-feeding (for the first 6 months) boosts immunity and reduces the risk of childhood diseases such as diarrhoea and pneumonia that are life threatening. Photo / World Vision

Iron-Rich Beans Tackle Malnutrition and Food Insecurity in Kenya

Lydia is among the many women with children under five years in Elgeyo Marakwet County that were trained on basic agronomic practices and provided with iron-rich bean seeds known as Nyota in June 2019. In total, World Vision distributed 30 metric tonnes of these bio-fortified beans across 11 wards in the County. They benefitted up to 19,000 households. This is part of the organisation’s initiative aimed at improving the health, nutrition and well-being of mothers and children through its Enhancing Nutrition Services to Improve Maternal and Child Health (ENRICH) Project.

The high iron beans, which were developed by the Kenya Agricultural and Livestock Research Organisation (KALRO), are a sustainable solution

to tackling malnutrition and food security challenges in Elgeyo Marakwet. This will boost the health of mothers and children in the county.

Aside from being drought tolerant, the beans are also rich in zinc, which boosts the immunity of children hence reducing their risk of getting fatal diseases such as diarrhoea.

Lydia planted her iron-fortified bean seeds and followed all the agricultural practices she had learned to take care of them. As a result, she got a bumper harvest of 50 kilograms.

According to her, the Nyota beans were easy to manage on the farm and performed really well, unlike

other normal varieties. She is using the beans to feed her family. They are always mixed with foods such as maize and vegetables that help meet her household dietary needs. “I am happy because the Nyota beans take a short time to cook, they are delicious and blend well with other foods,” said Lydia.

To achieve its objectives, the ENRICH project works in partnership with the national and county governments, Nutrition International, Harvest Plus, Egerton University in Kenya, University of Toronto in Canada, Kenya Agricultural and Livestock Research Organisation, Kenya Plant Health Inspectorate Service and local communities.

Iron fortified beans improve maternal and child health. Photo / World Vision





The well-being of children and families is impossible without sustainable and equitable access to clean water. Photo / World Vision

IMPROVING WATER ACCESS SANITATION AND HYGIENE (WASH)

World Vision's Water Sanitation and Hygiene (WASH) programme in Kenya seeks to address acute water shortage, poor access to sanitation facilities and poor hygiene practices where we work.

We achieve this through enhancing inclusive access to sustainable drinking water supply and improving access to proper sanitation and hygienic practices for improved health and integration with other sectors.

The WASH programme seeks a holistic emphasis on services for all with intentional inclusion of vulnerable children and people with disabilities.

The models and approaches used in this programme include:

Integrated WASH, Community Led Total Sanitation (CLTS), School Led Total Sanitation, Sanitation marketing, Design for Behaviour Change (DBC).



All children deserve, and have the right to clean water. Photo / World Vision

PROGRESS ON INTERVENTIONS

Wash Progress Results

	Number of Households		
	FY17	FY18	FY19
Educational facilities with functional basic (improved) drinking water source	155	147	89
Children with access to basic drinking water at an education facility	58,887	49,539	43,873
Households informed of point of use water treatment technologies	24,665	24,327	29,086
Households with recommended sanitation facilities	30,432	26,917	29,745
Communities certified as open defecation free (ODF)	134	131	212
School WASH programs established	102	96	63
Children with access to BASIC sanitation facilities, at education facilities	19,182	21,359	14,065
Children who have access to a BASIC handwashing facility at an education facility	14,230	13,878	17,819
Improved, sex-separated latrine stalls on premises of health facilities	24	39	24
Taps installed from successful water supply systems on premise of, and for primary use by, health facilities	15	22	58



World Vision Kenya seeks to promote universal access to clean and safe water among vulnerable communities. Photo / World Vision


KEY ACHIEVEMENTS



Subsequently, a resource mobilisation system for maintenance and repair of malfunctioning water projects was set up.



Enhanced access to basic, improved drinking water sources for **186,275 people**



WASH Programmes implemented in **22 projects** in **18 counties**



Formed/reactivated and trained **92 Water, Sanitation and Hygiene (WASH) committees.**



Enhanced access to basic, improved household sanitation facilities for **191,668 people**

Clean, Easy to Reach Water, Brings Wealth and Health to Family

Mercy, Lilian and Regina – aged 14, 11 and 5 years respectively – used to experience frequent bouts of painful stomach aches. Due to the lack of a nearby clean and safe water source, their family relied mainly on dirty water fetched from River Kalawa in Kenya's Makueni County for drinking, cooking and performing other chores. "I used to make many trips to the hospital to get the girls treated," says Phyllis, the children's mother.

Thankfully, these water challenges came to an end after World Vision in partnership with Grundfos, Stone Family Foundation and Phyllis' community established the Kakuli Community Water Project, comprising of a borehole.

Once the borehole was drilled, World Vision equipped it with a

solar powered pumping system that supplies water to masonry storage tanks with a total capacity of 150,000 litres.

The water is then distributed to 11 communal water kiosks (dispensing points) through a 9.2 kilometre water pipeline system. It serves 4,025 people, as well as 1,425 pupils in five schools situated in Phyllis' community. These families no longer need to suffer from the adverse effects of dirty water or walk for long distances in search of clean and safer alternatives.

Abednego Ivlului, the Kakuli Community Water Committee Secretary says, "Previously, children would walk between eight to ten kilometres to get water. Pupils ended up missing classes or school altogether to fetch water."

Now, Phyllis and her family take a short time – just about 30 minutes – to fetch water from the nearest kiosk and take it home. "Before we got this water, we only kept one cow but now we have five and ten goats. This is because we can easily get water for them."

This is a good sign of income growth for the family. On average, the market price for a local cow breed in rural Kenya is about 30,000 Kenya Shillings (297 USD). "My children are healthy as they enjoy milk from the cows. We also sell the surplus milk to get income. And we plan to hire out the bulls for ploughing," said Phyllis.

"I can now wake up at a reasonable hour and have time to do activities that can generate income for the family. I can take good care of them too. Also, stomach aches are things of the past. We no longer make frequent hospital visits," says Phyllis.

The transformational effects of water cannot be underestimated. Easy access to clean and safe water can improve a family's overall well-being by increasing their income, as well as improving their hygiene and health, just as it has been for Phyllis and her family.

Phyllis with her husband and their three children together with their calf. The children are happy that they no longer experience stomach aches from drinking dirty water. They can now enjoy milk from their cows. Photo / World Vision





Our prayer for every heart; the will to make it so. Photo / World Vision

ENHANCING PROTECTION AND EDUCATION

World Vision's Protection and Education Technical Programme in Kenya seeks to enhance the protection and access to quality education for children.

The program achieves its goals by focusing on strengthening community based child protection structures, promoting access to Early Childhood development and Education and literacy programmes at the community level, scaling up inclusion of children with disabilities in education and sustaining community dialogues and faith engagement to address societal norms and traditional practices that perpetuate violence against children and women.

The models and approaches used in this programme include:

Child Protection and Advocacy, INSPIRE Framework, Community Change, Channels of Hope for Child Protection and Gender, Life skills Education, Peace Road Curriculum, Celebrating Families Learning To Live Together, Unlock Literacy and Learning Roots



Andrew Morley, World Vision International President (4th left) joins children and communities in Kenya to advocate for an end to all forms of violence against children. Photo / World Vision Photo / World Vision

PROGRESS ON INTERVENTIONS

Protection and Education Results

	Number of Households		
	FY17	FY18	FY19
Adolescents (10-18) involved in children protection initiatives	23,000	23,456	28,305
Community members actively participating in child protection initiatives	15,213	15,686	18,252
Parents/guardians supporting the ECDE teaching/learning processes	8,102	10,400	18,899
Children who completed life skills training	15,754	16,754	18,328



Protection and Education Programmes implemented in **18 counties**



7,115 caregivers trained on parental role in Early Childhood Education



Facilitated **938 children** to participate in discussions about issues affecting them as their voices were heard in key forums, where they interacted with leaders and key policy makers - at both the County and National levels.



244,293 children (67,536 Boys, 73,922 Girls), 48,581 Men and 54,244 Women reached with Protection and Education Program interventions



890 caregivers trained on parenting skills through World Vision's Celebrating Families Curriculum that empowers them to support holistic development of their children




3,444 children engaged in community dialogues aimed at addressing harmful cultural practices such Female Genital Mutilation that are barriers to their growth and development



38,678 children participated in digital learning programs, to enhance their literacy and numeracy skills



70 Early Childhood Development (ECD) classrooms constructed



13,743 children supported to acquire Birth certificates



1,316 teachers trained in pedagogical skills



Play materials distributed in **126 ECD Centres**



Teaching and learning materials distributed in **86 ECD centres** to improve the learning environment of school children



Girls reading books and chatting at a Reading Camp Session in Garbatulla, Isiolo County. Photo / World Vision

Boosting Reading and Literacy for Children in Garbatulla

In Garbatulla, Isiolo County, World Vision has partnered with the Ministry of Education, Faith Leaders, Local Administration, Community Volunteers, parents and children, to run reading camps for children in Pre-Primary one to Grade three levels. The reading camps also targets children that are out of school. Each of them is linked to one or two primary schools in a village.

From March 2019, a total of 28 Community Reading Camp Volunteers were trained on the innovative use of locally available materials (such as beads, sand, stones, dried banana plant leaves, bottles, carton boxes, old news papers and used flour packets) for teaching and learning.

The Volunteers successfully established 13 Community Reading Camps, where on average, 351 boys and 386 girls attended weekly reading sessions. The 90 minutes reading sessions take place when the children are not in school; in the evenings, weekends or holidays.

During these sessions, children learn practically through the use of locally available material or resources in their environment. This complements the largely theory based lessons that they get in school.

Some of the activities that happen in the reading camps include story telling, craft making, reading, counting and drawing. "My mum told me to go to the reading camps. This has helped me to know how to read and count and I am now doing well in school," said Botu

Abdulrahim Annas Adam, a teacher at Matagari Primary School that is supported by some of the reading camps said: "Previously we had a lot of problems with these learners. Reading a sentence and even a word was a problem. But since the

facilitation of reading camps started, we are getting a lot of support and seeing improvement in the learners."

To improve literacy and numeracy skills among children in Kenya, World Vision is implementing Unlock Literacy Project Model in 18 counties where it has Education Projects. Community Reading camps activities are one of the components of the model, through which the Out-of-School-Learning Project, is implemented.



The content of the stories read in reading camps is drawn from everyday happenings and comprise of local names, and images that children easily relate to. Photo / World Vision

#ItTakesUsAllIke



THE IT TAKES US ALL TO END VIOLENCE AGAINST CHILDREN CAMPAIGN

As part of our contribution to making significant impact on the well-being of children, World Vision Kenya's five-year campaign aims at ending all forms of violence against children.

It focuses on Child Marriage, Child Pregnancy, Sexual Violence, Female Genital Mutilation and Child Neglect. One of the objectives of the campaign is to build a movement of people that will take action in their different public and private spheres of life towards the It Takes Us All to End Violence against Children Campaign.



Policy and Advocacy Progress Highlights

- World Vision Kenya participated in the development of the Situation Analysis (SITAN) report on children issues in Kenya. In the build up to this report, the initiative held discussions on key issues affecting children across the country with the Cabinet Secretary and the Principal Secretary for Labour and Social Protection. This resulted in the establishment of a Taskforce on Children Issues that is co-chaired by World Vision and the Department of Children Services (DCS).

- A total of 86 children (43 Boys and 43 Girls) including four children with disability identified across World Vision's 42 Area programs in the country participated in World Vision Kenya's 2nd Annual Children Conference. The children engaged with World Vision Senior Leadership Team on issues affecting them and gave feedback on the organisation's programmes in their communities.
- In June 2019, World Vision Kenya supported the national Launch of the Day of African Child (DAC) in West Pokot and Tana River Counties as well as facilitated children during the Day of African Child celebrations across 35 counties in Kenya. During the events, a number of children expressed their happiness with the efforts made by the Government in taking care of them and providing for their basic needs and also raised recurring issues that hinder children from enjoying their childhood.
- World Vision Kenya also facilitated 90 children (45 boys, 45 girls) to participate in the 2019 Children's Devolution Conference.
- A memorandum on children's issues was prepared and submitted to the Head of state and 47 County Governors during the main Devolution Conference.
- World Vision Kenya hosted high-level delegations learning trips on initiatives aimed at accelerating abandonment of FGM and child marriage practices in Kenya. We were privileged to host Her Highness, Queen of Belgium, Belgian High Commission and donors from UNICEF Headquarters. We were also pleased to host our World Vision International President Andrew Morley. Both delegations visited World Vision's Osiligi Area Program in Kajiado County.
- To commemorate World Refugee Day, World Vision in collaboration with the Office of Director of Public Prosecution conducted a Prosecution Open Day at the Kakuma Refugee Camp. As a result, agencies working with refugees are working with the Government to review and set up guidelines on handling child related cases and strengthening the court users committee in Kakuma.
- As part of our accountability initiatives to the communities of Kenya and in recognition of the role of the elected leaders, we held an engagement session with Members of Parliament representing constituencies where World Vision works. The purpose was to lobby members of parliament on the pending Children's Bill.
- We also engaged the national Boda Boda (motor cycle) Association on the prevention and response to child abuse in Kenya.
- During the reporting period, 21 Area Programs implementing child protection, engaged at least ten schools, with a target of 100 children in every school, to participate in the campaign activities as guided by the campaign plan and the INSPIRE Model. This has enabled children to acquire knowledge and skills on care and protection.

#ItTakesUsAllIke



Non Food Items (NFI) kits comprising of kitchen utensils, blankets, mattresses, jerry cans and hygiene supplies (soap and water disinfection tablets) offers immediate support to families displaced by floods. Photo / World Vision

DISASTER MANAGEMENT

Disaster Management seeks to save lives through emergency response, relief and resilience building during and after disasters.

We work with children, families and their communities in disaster preparedness to help reduce the impact of future disasters. We focus on mitigating the effects of drought, floods, conflict, violence and other emergencies such as fire and disease outbreak.

In FY 2019, World Vision responded to disasters in the following ways:

- General food distribution
- Distribution of non-food items such as blankets and buckets
- Offering assistance through cash and voucher programmes
- Building the resilience of

communities to natural disasters through the Community Owned Vulnerability and Capacity Assessment (COVACA) process. Examples include the adoption of climate-smart agriculture techniques that lessen the effects of drought

PROGRESS ON INTERVENTIONS

Progress Results	Number of Households		
	FY17	FY18	FY19
Children involved in Child led DRR (CL-DRR) initiatives	3,786	5,642	9,206
Disaster affected people who got access to emergency support within 48 hours of a rapid onset disaster	440	1,440	350

KEY ACHIEVEMENTS



567,916 people reached with food assistance

USD 314,118 in cash distributed directly to beneficiaries

351,290 adults and 216,626 children reached with life saving interventions during drought and floods that occurred in different parts of the country



24,633.02 Metric Tons of Food distributed



9,206 children involved in Child-led Disaster Risk Reduction initiatives



Through cash transfers, Janeffar was able to buy more stock and boost her green grocery business at Kalawa in Makueni County. Photo / World Vision

Cash Transfers Give Hope to Families

Janeffar is among the many residents of Kalawa in Kenya's Makueni County who lost livestock, bedding, utensils and cash as a result of floods that wreaked havoc on communities in the area. "We stood by the river in shock, watching our property being carried away. I was left with nothing at all."

In response to the calamity, World Vision, with support from donors in the United States, disbursed funds to 350 affected households in Makueni County. Each got 13,400 Kenya Shillings. The money was disbursed in three batches within a period of

three months (November 2018 to January 2019). "At first I was given 7,400 Kenya Shillings (US\$70) which I used to buy fuel for firing clay so as to produce bricks for building a new house," Janeffar explains.

Later, she got 3,000 Kenya Shillings (US\$30), which she used to buy food and gifts for her children. "I wanted to encourage them that everything would be okay as it was the festive season." Janeffar then used the final disbursement of 3,000 Kenya Shillings (US\$30) to buy cement and pay a mason to build her a brick house.

As a way of encouraging and supporting each other, Janeffar went ahead and started a savings group with 10 women who had also been affected by the floods. "We introduced table banking, making it possible for members to save money collectively and thereafter get loans for economic advancement. And this has really helped."

"We got assistance after the floods. So, we also have to strive to make our lives better on our own. That's why we decided to start and maintain this group," states Janeffar who heads the group.

FAITH AND DEVELOPMENT

Faith and Development designs and ensures quality implementation of integrated approaches that help World Vision Kenya to live out its Christian faith and calling, with boldness and humility.

KEY ACHIEVEMENTS


- Through our Community Engagement Sponsorship Plan in the areas where we work, we empowered over 1,000 Christian volunteer teachers to enhance the spiritual nurture of children. This was done in partnership with Scripture Union, Children in Christ and Child Evangelism Fellowship.
- World Vision reached over 640,000 children through church and school based programmes to improve the faith discipline and academic performance of participating children. Parents of these

children, were taken through the Celebrating Families Curriculum. This is a unique World Vision model, which helps create a conducive environment for children to experience the love of God and that of their neighbour:

- 22 Area Programmes, rolled out World Vision's Channels of Hope (CoH) model that mobilises community leaders - especially faith leaders - to respond to core issues affecting their communities such as HIV and AIDS, maternal and child health, gender equity, gender-based violence, and child protection. This achievement was made possible through Congregation Hope Action

Teams (formed by church/ community members after undergoing the CoH training) in over 300 churches.

- World Vision's Empowered World View training, integrated with the livelihoods and resilience programme, empowered communities to fight dependency by utilising assets already existing in their environment to drive their own development. The Empowered Worldview training is World Vision's model that aims to help people to understand their own worth and how they can utilise their full potential by employing their talents and the resources available to them.



World Vision's work is governed by the belief that every person is created in God's image and has a right to a full life filled with love, joy happiness and hope. Photo / World Vision

Churches Bring Hope and Love to People Living With HIV

At Ramula in Kenya's Homabay County, Roseline Auma is seated under a tree shade, playing with her two-year-old son. She has an infectious wide smile on her face, which seems to make people around her happy too.

However, life has not always been full of joy for Roseline. In 2017, upon being diagnosed with HIV, she felt like the world had ended for her.

"I was scared and didn't want anyone to know about my status because I feared they would reject me. I was even scared of going to the hospital to get drugs," states Roseline.

This experience is not unique to her. Many people diagnosed with HIV/AIDS in Homabay sometimes choose to suffer in silence - with some dying at home without medication - so as to avoid being stigmatised by the community.

Through its Miya Ngima (Give Me Health) project in the County, World Vision has been empowering communities to end the stigma.

Among the approaches being used to achieve the goal, is a model known as Channels of Hope, which aims at engaging and empowering faith leaders to become change agents for HIV prevention and care.

"Faith leaders have a great influence in this community. So we have sensitised them on HIV/AIDS matters including ways of managing and preventing the disease. With this knowledge, they are able to relay positive messages to the community," said Dorothy Ochieng', the Health Project Officer of World Vision Kenya (Magunga Area Programme).

Their messages of love and acceptance have helped to reduce the stigma associated with the disease. This has enabled people

living with HIV like Roseline to have hope and feel loved by the community.

"At the moment, things are different. I can openly talk about my status after being counselled and encouraged in my church. I also got the opportunity of joining a support group that helped me a lot. Because of getting the required treatment, my son was born HIV free.", says Roseline.



World Vision's Channels of Hope model, Roseline was able to beat the stigma associated with HIV. As a result she began taking her medication and adhering to recommended health guidelines. This enabled her to give birth to a HIV negative baby. Photo / World Vision



For every child sponsored, four more experience the benefits from World Vision's programmes. Photo / World Vision

CHILD SPONSORSHIP

World Vision's child sponsorship creates a special relationship between the children, their families and communities and sponsors that contribute to the transformation of all toward wholeness of life, with dignity, justice, peace and hope.

In FY19, World Vision Kenya had a total of 125,893 children (62,140 girls and 63,753 boys), 51% male and 49% female, registered in the Sponsorship Programme, who actively participated in our Area Programs across the country.

For every child sponsored, four more experience the benefits from World Vision's programmes, such as improving water and sanitation, health and nutrition, education, economic development, child protection and spiritual nurture. This is because funds are pooled for their community rather than sent directly to the child's family leading to an even bigger impact.

World Vision sponsorship projects are designed to meet the most pressing needs in a sponsored child's community, like access to clean water and improved sanitation, better income opportunities for parents and improved agricultural production.

CHOSEN™

Chosen™ is World Vision's new innovative sponsorship model, launched in 2019. The model allows children to choose their sponsors. Previously, it is the sponsors that chose the children. Chosen™ puts the power of choosing a donor in the hands of a child.

Chosen™ is a simple, yet powerful switch at the beginning of the sponsorship relationship that recognises the dignity and value of children living in extreme poverty. It expresses World Vision's belief that these children have the power to change their own lives and their communities; and importantly, to touch the lives of their sponsors.

We value your contribution to World Vision's Child Sponsorship program. Together we can make a difference.

A sustainable mix of funding sources for improved well-being of children and communities in Kenya

Thanks to the generous support from institutions and corporations, World Vision Kenya's total budget in FY19 (October 2018 to September 2019) was US \$70,190,711 (this includes cash, food resources, donations and donated products also known as Gifts-in-Kind).

Our budget reduced by 14% (\$12,237,779) in FY2019 compared to US \$82,428,490 in FY 2018. A

significant portion of this dip was attributed to reduction in Protracted Relief Programs as a result of changes in our main donor; World Food Program's (WFP) strategic approach in Kenya.


World Vision Kenya is grateful for the generous support of the Support Offices, Donors and Partners. Your resources helped us to address and respond to root

causes of poverty and injustice and improve the well-being of children in Kenya, especially the most vulnerable.

The financial statements herein are presented in US Dollar; which is also World Vision's functional base currency.

*** An exchange rate of Kshs103.2 for USD1 can be used to obtain an approximate local currency equivalent.

Support Office	FY19		FY18	
	Cash +GIK	Total %	Cash +GIK	Total %
United States of America	25,094,293	35.75	29,345,051	35.60
Australia	10,191,464	14.52	10,031,776	12.17
Canada	8,012,003	11.41	9,637,154	11.69
Germany	6,432,601	9.16	6,654,136	8.07
Korea	5,761,106	8.21	3,795,250	4.60
Hong Kong	5,298,820	7.55	7,577,293	9.19
Local Funding	5,082,636	7.24	7,146,236	8.67
Finland	1,241,870	1.77	2,961,426	3.59
Japan	1,190,020	1.70	864,521	1.05
United Kingdom	983,663	1.40	1,967,532	2.39
Switzerland	767,712	1.09	777,527	0.94
Singapore	40,000	0.06	24,161	0.03
Austria	31,193	0.04	299,659	0.36
Other International Funding	29,752	0.04	370,115	0.45
Ireland	17,386	0.02	88,084	0.11
Taiwan	16,192	0.02	-	-
New Zealand			879,332	1.07
Spain			9,237	0.01
TOTAL	70,190,711		82,428,490	



*** An exchange rate of Kshs103.2 for USD1 can be used to obtain an approximate local currency equivalent.

Sector

	USD	%
Sponsorship, Programme Management & Office Operating Cost	17,666,243	25%
Child and Maternal Health	6,503,333	9%
Livelihood and Resilience (Food Security and Economic Development)	9,191,639	13%
Water Sanitation and Hygiene (WASH)	5,658,438	8%
Child Protection & Education (P & E)	3,575,155	5%
Disaster Management (Emergency Response) + GIK (Refugee Camp)	26,868,854	39%



- Sponsorship, Programme Management & Office Operating Cost
- Child and Maternal Health
- Livelihood and Resilience (Food Security and Economic Development)
- Water Sanitation and Hygiene (WASH)
- Child Protection & Education (P & E)
- Disaster Management (Emergency Response) + GIK (Refugee Camp)

Fund Type/Sources

	FY17	FY18	FY19
Government	12,202,041	17,534,540	7,308,111
Multilateral	6,417,675	1,024,131	9,380,780
Private Non-Sponsorship	12,567,521	14,511,523	9,631,188
World Vision Sponsorship	25,319,271	25,452,404	24,392,895
Sub Total-Cash Budget	56,506,508	58,522,598	50,712,974
Gifts-In-Kind (GIK)	18,321,625	23,905,892	19,477,737
Grand Total	74,828,133	82,428,490	70,190,711



- Government
- Multilateral
- Private Non-Sponsorship
- World Vision Sponsorship
- Gifts-In-Kind (GIK)

FY2019 WORLD VISION INVESTMENT IN COUNTIES AND FY2020 BUDGET

COUNTY	FOCUS AREA	FY19 EXPENDITURE IN USD	FY20 BUDGET IN USD
SOUTHERN REGION			
Garissa	Humanitarian Protection	850,867.00	915,786.00
Lamu	Community Engagement, Protection & Education, Gift-in-Kind	10,158,220.00	10,531,000.00
Kajiado	Community Engagement, Protection & Education, Water, Sanitation and Hygiene	1,081,765.69	1,244,000.00
Nairobi	Livelihood, Economic Development & Community Engagement	123,939.72	130,019.00
Taita Taveta	WASH, Protection & Education, Community Engagement & Livelihoods	788,502.00	877,510.00
Mombasa	Livelihood, Economic Development & Community Engagement	2,480,000.00	2,661,005.00
Kilifi	WASH, Protection & Education, Community Engagement & Livelihoods	2,519,162.94	2,470,411.00
Makueni	Livelihoods, WASH, Community Engagement	1,726,501.45	1,787,520.00
NORTHERN REGION			
Baringo	Water, Sanitation & Hygiene, Livelihoods & Resilience; Nutrition, Protection & Education; Community Engagement	3,983,476.93	3,440,847
Elgeyo Marakwet	Livelihoods & Resilience; Health & Nutrition; Water, Sanitation & Hygiene; Community Engagement	2,315,594.85	2,199,735.00
Nakuru	Education; Community Engagement, Livelihood & Resilience	1,136,727.00	1,173,177.00
Turkana	Water, Sanitation & Hygiene, Livelihoods & Resilience; Health & Nutrition; Protection & Education; Community Engagement, GIK	13,732,745.34	13,824,293.00
West Pokot	Water, Sanitation & Hygiene, Health; Protection & Education; Community Engagement	2,570,279.57	2,848,569.00
Trans Nzoia	Health	30,000.00	30,000.00
LAKE REGION			
Bomet	Protection & Education, livelihood & Resilience, Health & Nutrition, Water, Sanitation & Hygiene, Economic Development	1,596,861.57	1,549,529.00
Busia	Protection & Education, livelihood & Resilience, Health & Nutrition, Water, Sanitation & Hygiene, Economic Development	910,988.51	951,363.00
Homabay	Protection & Education, Livelihood & Resilience, Health & Nutrition, WaSH Economic Development	2,741,606.57	1,979,560.00

COUNTY	FOCUS AREA	FY19 EXPENDITURE IN USD	FY20 BUDGET IN USD
LAKE REGION			
Kakamega	Protection & Education, livelihood & Resilience, Health & Nutrition, Water, Sanitation & Hygiene, Economic Development	2,295,458.08	2,166,509.00
Kisumu	Protection & Education, livelihood & Resilience, Health & Nutrition & Hygiene, Economic Development, Gift -in-Kind	886,530.48	869,510.00
Migori	Protection & Education, livelihood & Resilience, Health & Nutrition, Water, Sanitation & Hygiene, Economic Development	1,032,056.25	1,015,000.00
Narok	Protection & Education, livelihood & Resilience, Health & Nutrition, Water, Sanitation & Hygiene, Economic Development	2,345,012.67	2,187,225.00
Nyamira	Protection & Education, livelihood & Resilience, Health & Nutrition, Water, Sanitation & Hygiene, Economic Development	887,608.77	851,013.00
Siaya	Protection & Education, livelihood & Resilience, Health & Nutrition & Hygiene, Economic Development	1,926,398.18	1,012,419.00
Vihiga	Health Maternal, Newborn, Child and Adolescence	531,490.00	324,981.00
Bungoma	Economic Development	29,396.00	2,282.00
Kericho	Economic Development	29,396.00	2,282.00
EASTERN REGION			
Marsabit	Water, Sanitation & Hygiene, Livelihoods & Resilience; Nutrition; Protection & Education; Community Engagement	812,602.44	905,048.00
Machakos	Water, Sanitation & Hygiene, Livelihoods & Resilience; Nutrition; Community Engagement	2,276,967.40	2,806,230.00
Kitui	Water, Sanitation & Hygiene, Livelihoods & Resilience; Nutrition; Protection & Education; Community Engagement	2,226,927.00	2,136,861.00
Samburu	Health and Nutrition, Protection and Education	1,742,271.00	1,749,783.00
Nyeri	Community Engagement, Livelihood and resilience	459,930.17	509,854.00
Wajir	Protection & Education, Water, Sanitation & Hygiene, Health & Nutrition, Livelihood & Resilience, GIK	1,711,826.00	1,706,096.00
Mandera	Livelihood & Resilience, Health & Nutrition		
Isiolo	Water, Sanitation & Hygiene, Nutrition; Protection & Education; Community Engagement	367,596.42 1,745,238.00	395,475.00 1,855,000.00
Laikipia, Marsabit & Samburu	Imara Livelihoods; Strengthened market systems, Sustainable management and rehabilitation of land, forest and water sources	2,150,715.00	4,932,989.00

VisionFund Kenya is a microfinance subsidiary of World Vision Kenya that seeks to improve the lives of children by offering small loans and other financial services to families. VisionFund implements livelihood and resilience approaches to improve the well-being of children.

The number of children impacted by Vision Fund's interventions and products in FY2019 were 64,791

Vision Fund Kenya Portfolio Summary for FY19

Number of Households

Portfolio at Risk (Kshs)	30,430,865
Loans Disbursed in FY'19 (Kshs)	663,138,606 (F-64%, M-36%)
Children Impacted	64,791



Loans offered through VisionFund provide the economic engine to enable vulnerable communities to turn business ideas and opportunities into successful enterprises. Photo / World Vision

Special thanks to all our supporters listed who have invested significantly in our work in FY19. We value your partnership as we serve the most vulnerable children in Kenya.



MANAGEMENT AND GOVERNANCE

The Board of Directors, alongside the Annual General Meeting, is the highest governing body of World Vision Kenya.

The Board consists of 13 directors. With the exception of the National Director and the Vice President of World Vision in East Africa who is the representative of the World Vision International president, all directors are non-executives and are not compensated for their service to the Board.

WORLD VISION KENYA BOARD

Ms. Roseanne Mugo-Ogonji - *Board Chair*
 Eng. Festus Ng'eno - *Board Vice-Chair*
 Mrs Anne Kimari - *Treasurer, appointed March 2019*
 Prof. Peter Ngure - *Director*
 Dr. Oscar Magenya - *Director*
 Dr. James Mwanza - *Director, transitioned August 2019*
 Mr. Paul Lilan - *Director*
 Mrs. Elizabeth Kyengo - *Director, appointed March 2019*
 Mrs. Salome Onyonka - *Director, appointed March 2019*
 Ms. Grace Mwendwa - *Director, appointed March 2019*
 Ms. Rosalyn Nandwa - *Director, retired March 2019*
 Amb. Kigo Kariuki - *Treasurer, retired March 2019*
 Mrs. Annie Kigira-Kinuthia - *Director, retired March 2019*
 Dr. Stephen Omollo - *World Vision International President Representative / East Africa Regional Leader*
 Mr. Francois Batalingaya - *Secretary/National Director, transitioned, February 2019*

EXECUTIVE TEAM

Mr. David Montague - *Interim National Director (May – September, 2019)*
 Mr. Jeremiah Nyagah - *Programs Director & Interim National Director (March – transitioned May 2019)*
 Mr. François Batalingaya - *National Director (Transitioned February 2019)*
 Mr. James Ang'awa Anditi - *Director, Operations Support*
 Ms. Tinah Mukunda - *Operations Director (Appointed May 2019)*
 Mr. David Mashazu - *Director, People & Culture, Administration and Security*
 Mrs. Mercy Kanyi - *Director, Finance and Support Services*
 Mrs. Jacqueline Rioba - *Director, Resource Acquisition and Management*

World Vision Kenya appreciates the support of Kenyan citizens, communities, Government, donors, sponsors and corporates, without which the achievements realised in the Financial Year 2019, would not have been possible.

Thank you for believing in World Vision's ministry and its ability to transform the lives of the most vulnerable children and communities.



World Vision works in remote and hard to reach areas to improve the well-being of all children, no matter where they live. Photo / World Vision



LEARN MORE: www.wvi.org/kenya

CONTACT: National Director
World Vision Kenya - Karen Road, off Ngong Road
PO. Box 50816 - 00200 | Nairobi Kenya.
Telephone: +254 (0) 732 126100 | +254 (0) 711 086 000
Email: ww_kenya@wvi.org

 like us
World Vision Kenya

 follow us
@WorldVisionKE

 like us
worldvisionke